


HULALA

H O M E



ITEM NO.CHVT0977

NOTE:

This brochure contains IMPORTANT safety info. Please read and keep for future reference.


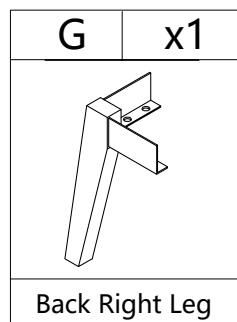
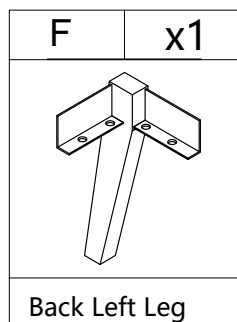
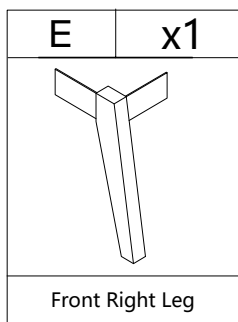
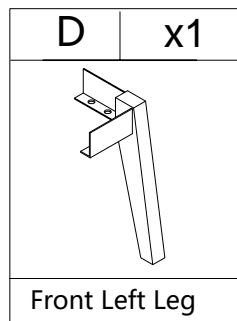
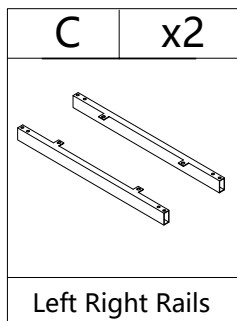
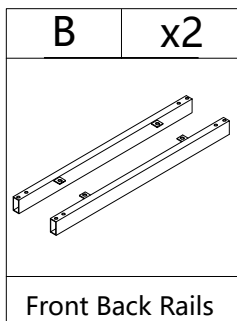
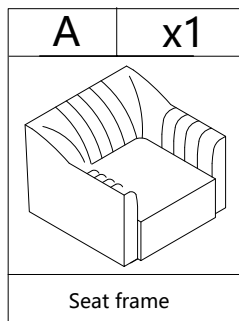
MAINTAINANCE AND WARNING

- 1.Keep furniture away from heat sources.
- 2.Do not clean furniture with harsh cleaner or polishes.Do not use detergents,solvents,abrasives,spray packs or leather cleaner. Use non-color mild soa with warm water to clean spills(Mix 1:10 soap to water).
- 3.Do not place furniture under direct sunlight,material will possibly fade over time.
- 4.Do not use on site dry cleaning machine.Children should not climb or jump on the furniture.
- 5.Do not write on furniture that is not protectedby a padded barrier.
- 6.Not for commercial use,only for residential use.




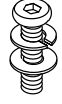
Weight Limitation
250 LBS

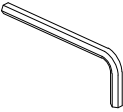
PARTS LIST




HARDWARE LIST

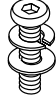
#1	x16
	
Bolts	
1/4*15mm	

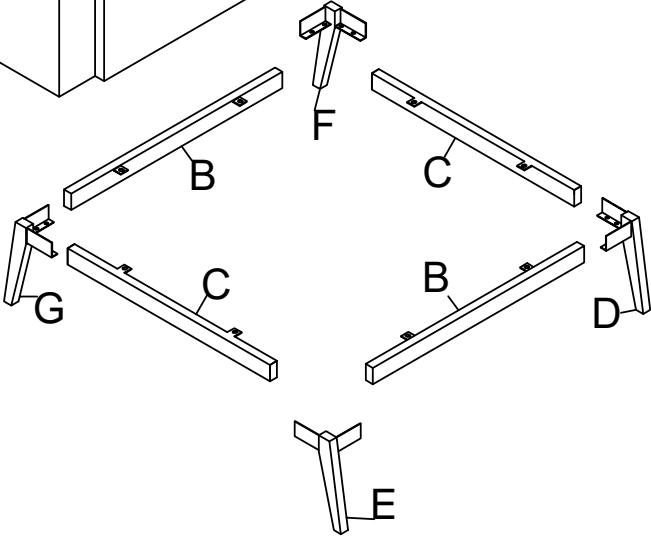
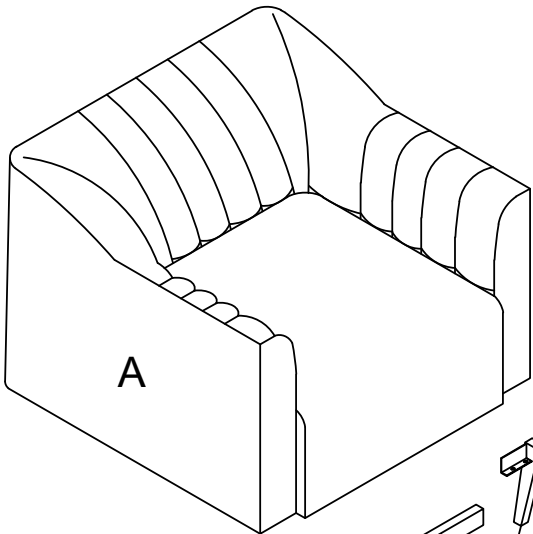
#2	x8
	
Bolts	
1/4*20mm	

#3	x1
	
Allen Key	

HARDWARE SPARE LIST

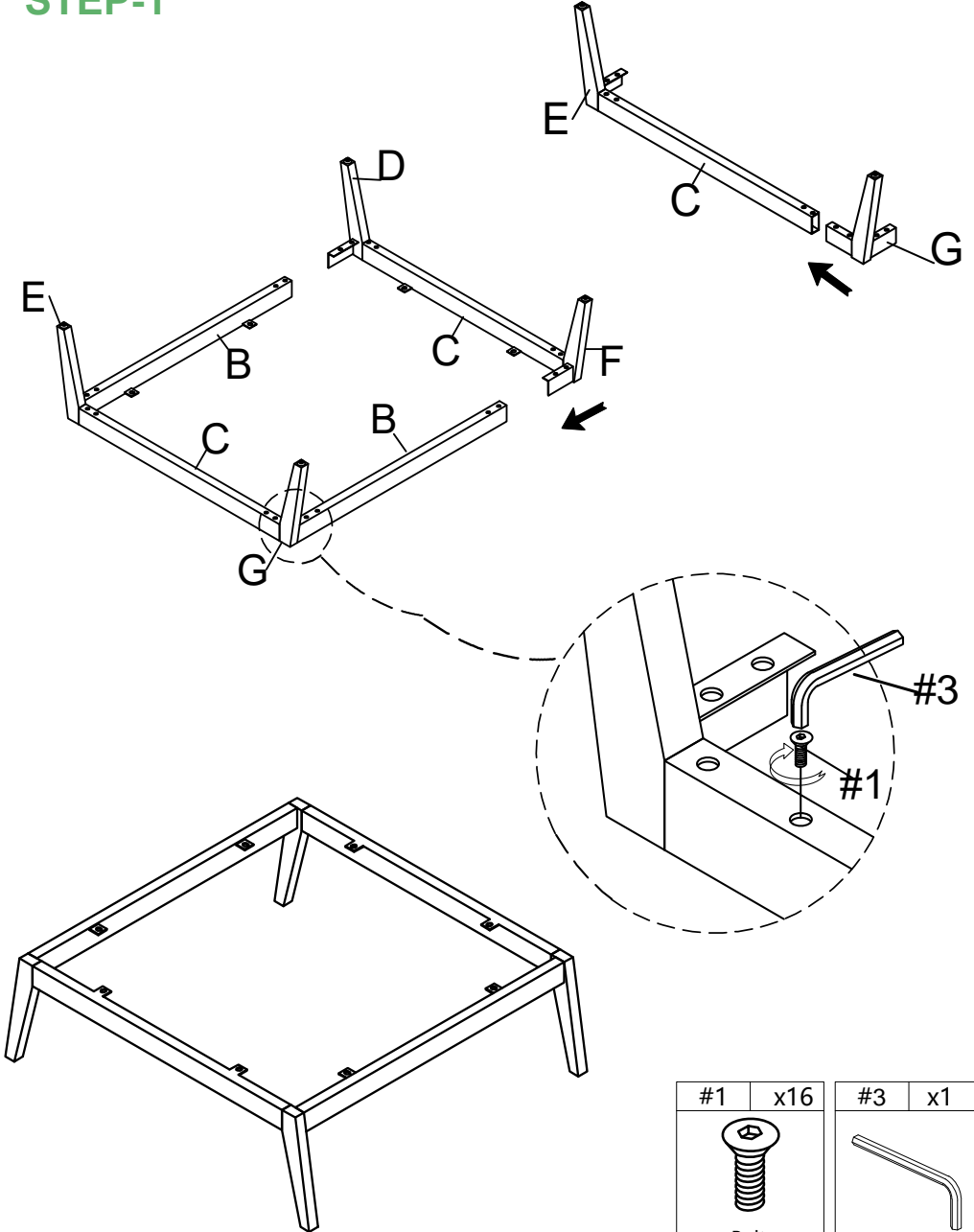
#1	x1
	
Bolts	
1/4*15mm	


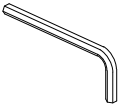
#2	x1
	
Bolts	
1/4*20mm	



ASSEMBLY INSTRUCTIONS

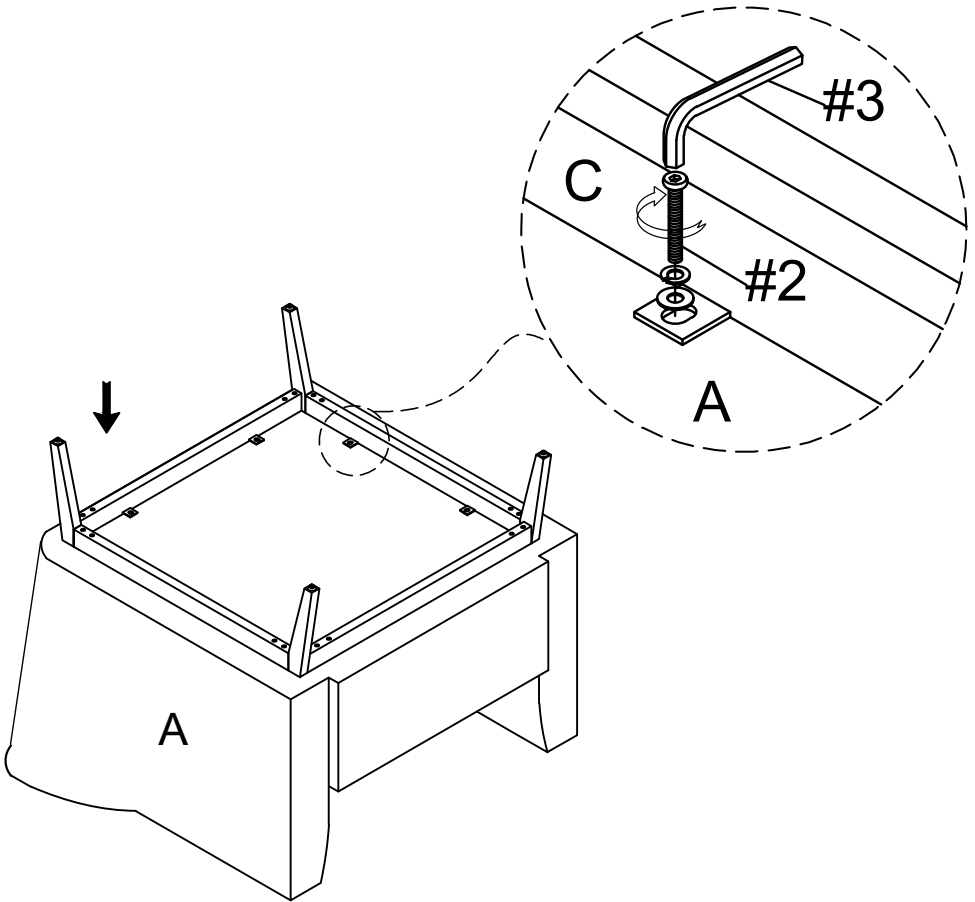
STEP-1


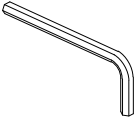


#1	x16	#3	x1
			
Bolts		Allen Key	
1/4*15mm			

ASSEMBLY INSTRUCTIONS

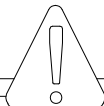
STEP-2



#2	x8	#3	x1
			
Bolts		Allen Key	
1/4*20mm			

ASSEMBLY INSTRUCTIONS

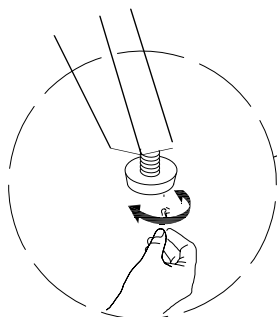

STEP-3



Attention:

After installation, adjust the adjustable leveler to keep the chair balanced.

Be sure to check all packing material for small parts, which may have come loose inside the carton during shipment.



WARRANTY

1. We strive to offer high-quality products, and we also try our best to satisfy each and every customer that orders from us with product or service as needed.
2. We provide 30 days warranty starting from the time you receive the item. Each customer must provide a record of their order such as the order number, or item receipt for any items that are out of the warranty period you may also still receive.
3. Replacement parts by purchasing them with our company if they are available.

Are you having difficulty

With assembly? Missing parts?

Please send email with your order No to

customerservice@hulalahome.com

For return, please check the return policy with the retailer or market place you bought from.

Appreciate your purchasing from us.

Pop up your life by our furniture piece!