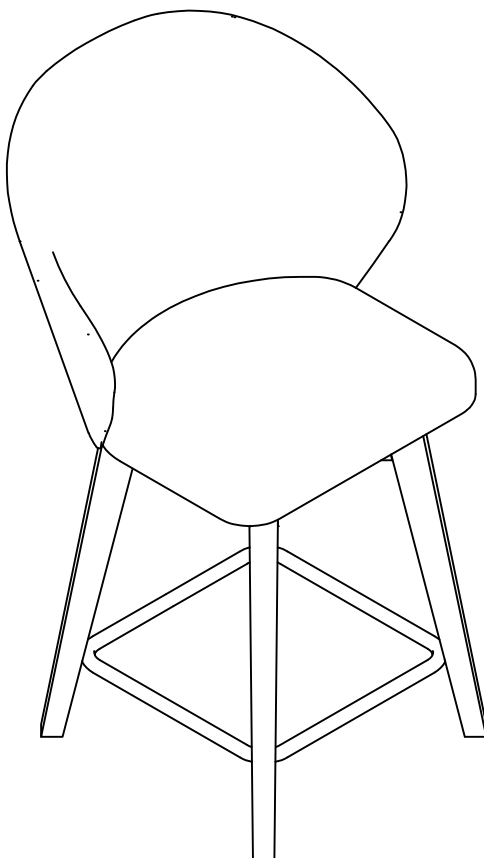


HULALA

H O M E




ITEM NO.BSQN1001

NOTE :

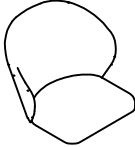
This brochure contains IMPORTANT safty info. Please read and keep for future reference.


MAINTAINANCE AND WARNING


- 1.Keep furniture away from heat sources.
- 2.Do not clean furniture with harsh cleaner or polishes.Do not use detergents,solvents,abrasives,spray packs or leather cleaner. Use non-color mild soa with warm water to clean spills(mix 1:10 soap to water).
- 3.Do not place furniture under direct sunlight, materal with possibly fade over time.
- 4.Do not use on site dry cleaning machine.Children should not climb or jump on the furniture.
- 5.Do not write on furniture that is not protectedby a padded barrier.
- 6.Not for commercial use,only for residential use.

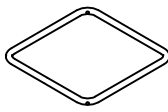


PARTS LIST


A	x1
	
Seat	


B	x1
	
Seat frame	


C	x4
	
leg	


D	x1
	
Iron Pedal	


HARDWARE LIST

#1	x4
	
M6x70mm	


#2	x4
	
M6x35mm	

#3	x4
	
M6x25mm	


#4	x12
	
M6x13mm	


#5	x12
	
M6x10mm	


TOOL LIST


#6	x1
	
Allen Key	


HARDWARE SPARE LIST

#1	x1
	
M6x70mm	

#2	x1
	
M6x35mm	

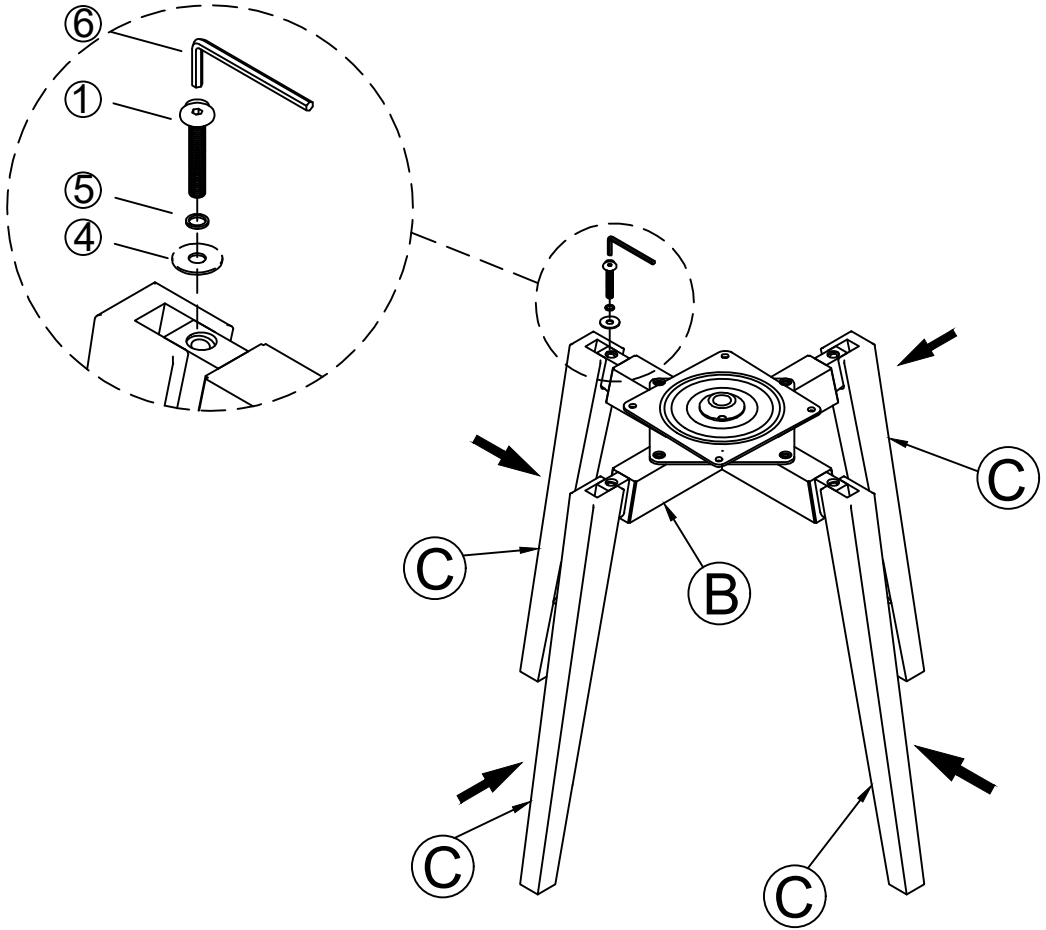
#3	x1
	
M6x25mm	


#4	x1
	
M6x13mm	


#5	x1
	
M6x10mm	

ASSEMBLY INSTRUCTIONS


STEP-1



#1	x4
	
M6x70mm	

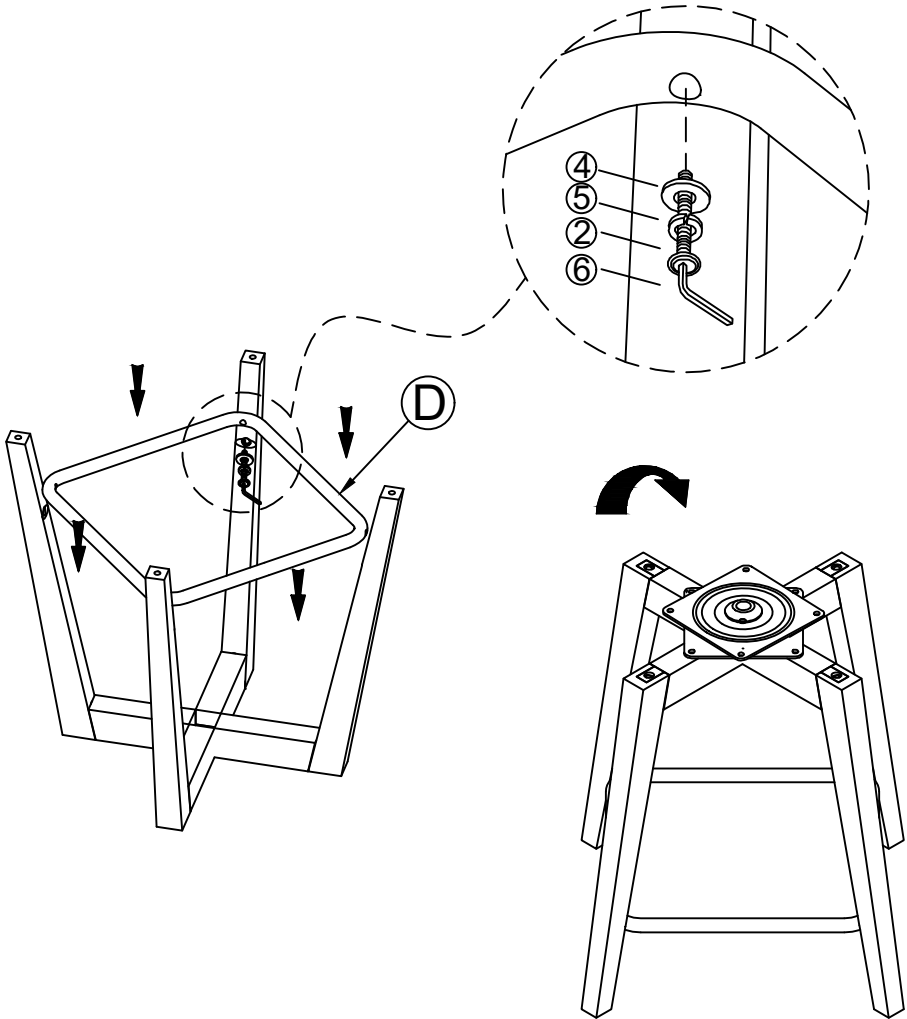
#4	x4
	
M6x13mm	


#5	x4
	
M6x10mm	


#6	x1
	
Allen Key	

ASSEMBLY INSTRUCTIONS


STEP-2



#2	x4
	
M6x35mm	

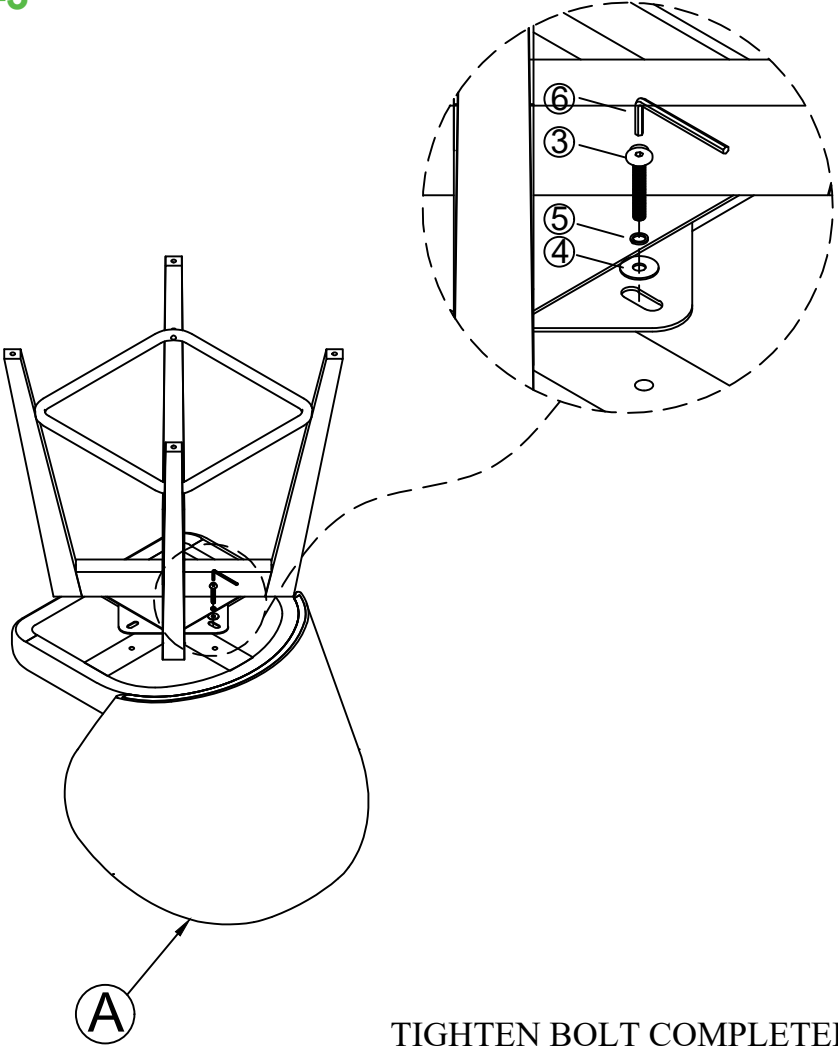
#4	x4
	
M6x13mm	

#5	x4
	
M6x10mm	


#6	x1
	
Allen Key	


ASSEMBLY INSTRUCTIONS


STEP-3




TIGHTEN BOLT COMPLETELY



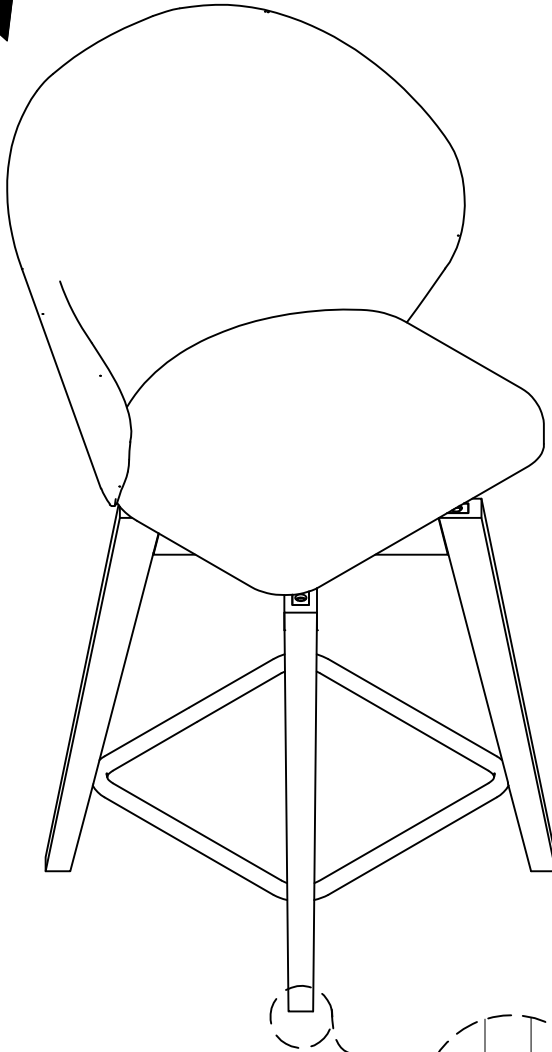
#3	x4
	
M6x25mm	

#4	x4
	
M6x13mm	

#5	x4
	
M6x10mm	

#6	x1
	
Allen Key	

ASSEMBLY INSTRUCTIONS



BE SURE TO CHECK ALL BOLTS ARE SECURELY
TIGHTENED PRIOR USING THIS STOOL.

WARRANTY

1. We strive to offer high-quality products, and we also try our best to satisfy each and every customer that orders from us with product or service as needed.
2. We provide 30 days warranty starting from the time you receive the item. Each customer must provide a record of their order such as the order number, of item receipt for any items that are out of the warranty period you may also still receive.
3. Replacement parts by purchasing them with our company if they are available.

Are you having difficulty
With assembly? Missing parts?
Please send email with your order No to
customerservice@hulalahome.com
For return, please check the return policy with
the retailer or market place you bought from.

Appreciate your purchasing from us.
Pop up your life by our furniture piece!