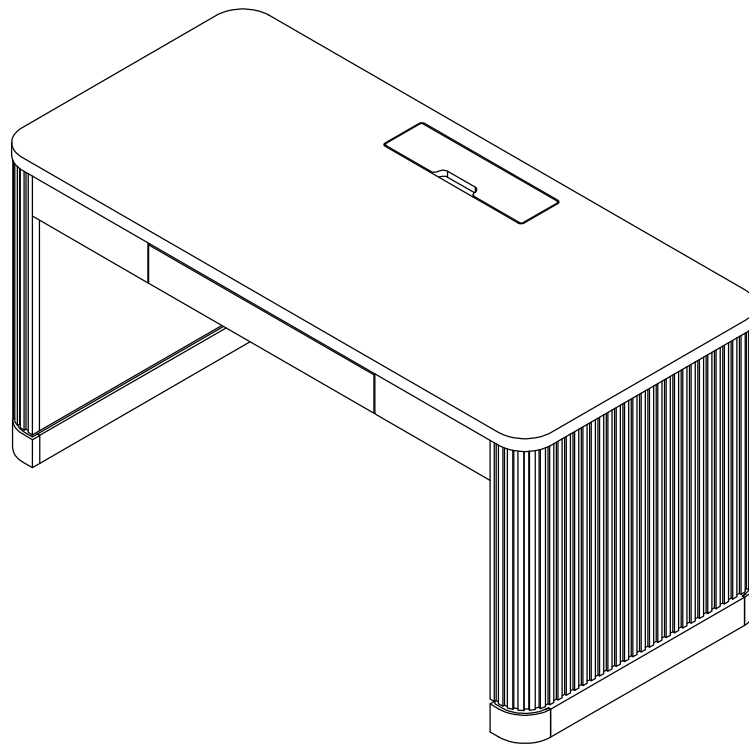


HULALA

H O M E




ITEM NO.DKHH1410-CHA
DKHH1410-SFT

NOTE:

This brochure contains IMPORTANT safty info. Please read and keep for future reference.

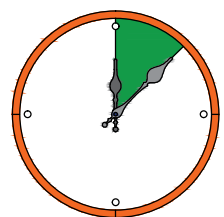
MAINTAINANCE AND WARNING

- 1.Keep furniture away from heat sources.
- 2.Do not clean furniture with harsh cleaner or polishes.Do not use detergents,solvents,abrasives,spray packs or leather cleaner.
Use non-color mild soap with warm water to clean spills(Mix 1:10 soap to water).
- 3.Do not place furniture under direct sunlight,material will possibly fade over time.
- 4.Do not use on site dry cleaning machine.Children should not climb or jump on the furniture.
- 5.Do not write on furniture that is not protectedby a padded barrier.
- 6.Not for commercial use,only for residential use.



Weight Limitation

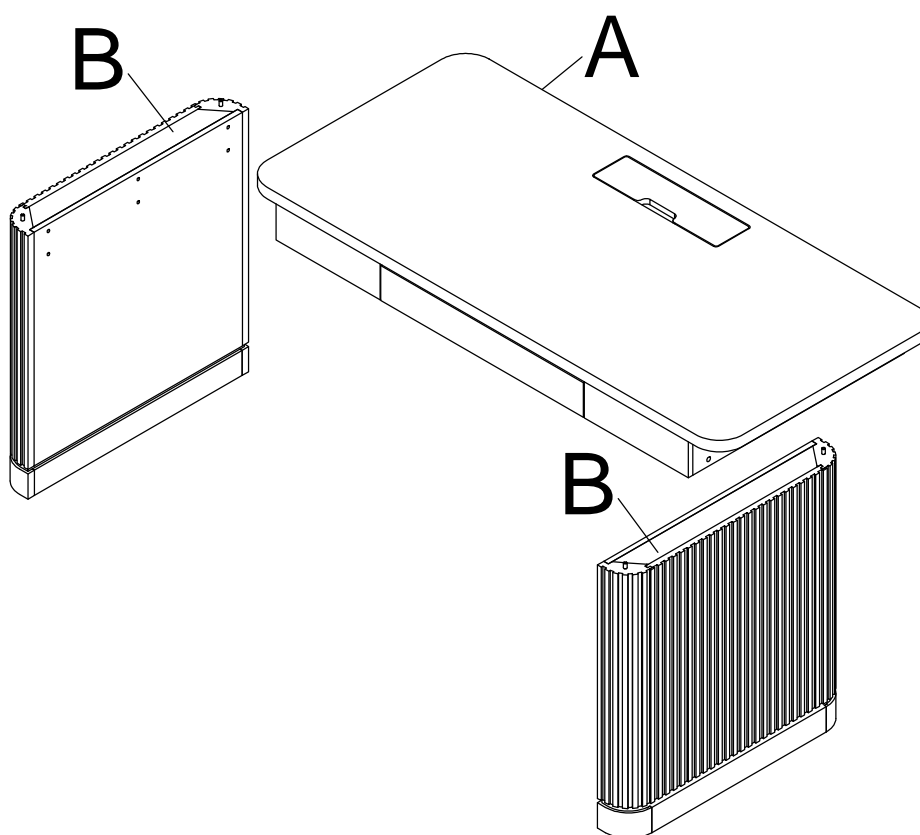
150 LBS




Around 15 min

02/08

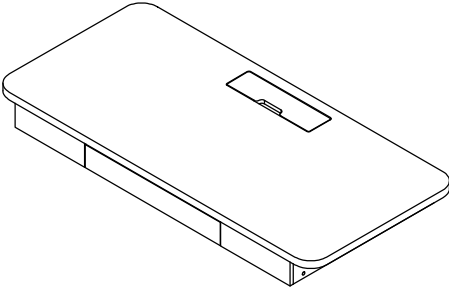
EXPLOSIVE VIEW

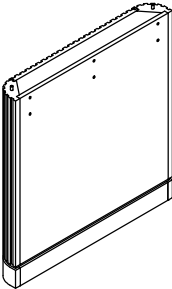


2 PERSONENS

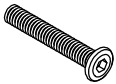
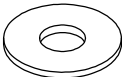





PARTS LIST

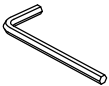
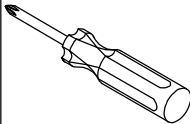
A	X 1
	

B	X 2
	

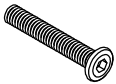
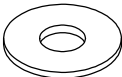

HARDWARE LIST

#1	x12	#2	x12	#3	x12	#4	x2	#5	x1
									
Ø1/4*38MM		Ø1/4		Ø1/4		Ø6*15MM			

TOOL LIST

#6	x1	#7	x1
			
M4		Not including	

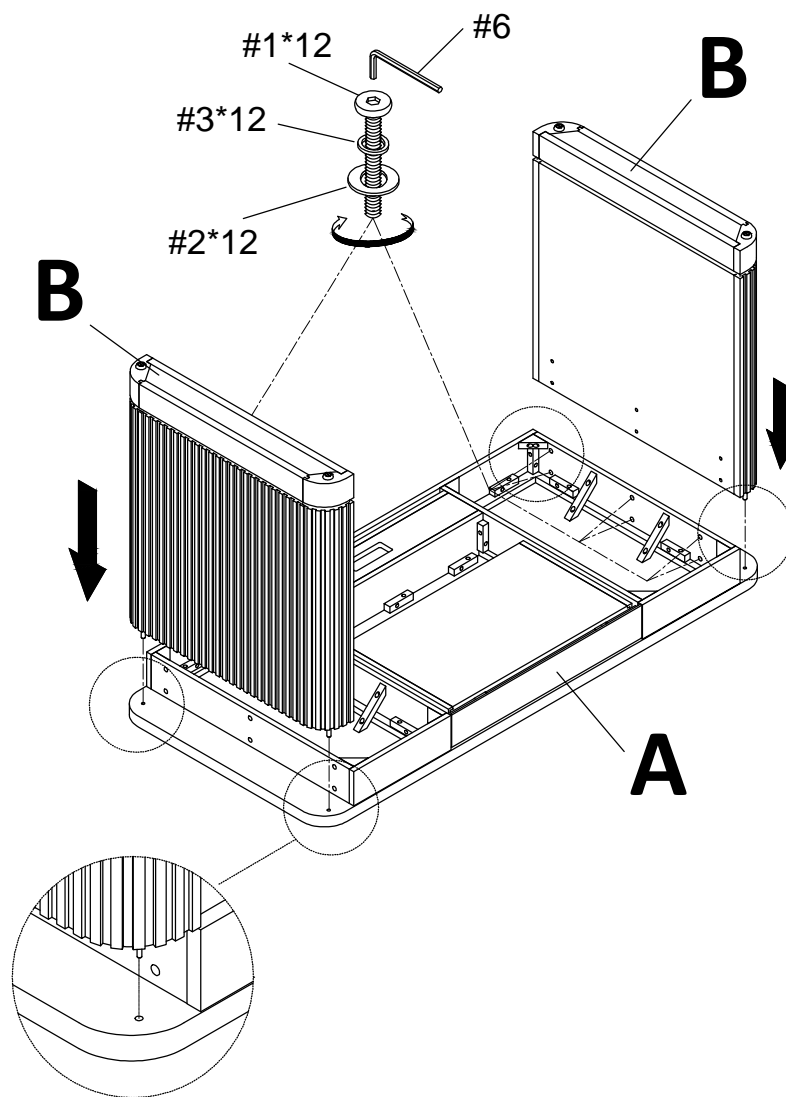
SPARE LIST

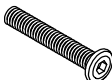


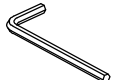
#1	x1	#2	x1	#3	x1
					
Ø1/4*38MM		Ø1/4		Ø1/4	

ASSEMBLY INSTRUCTIONS

STEP-1

1.Insert part (B) into part (A), make sure all holes align aligned using bolt #1, then tighten the bolt with an Allen key #6.

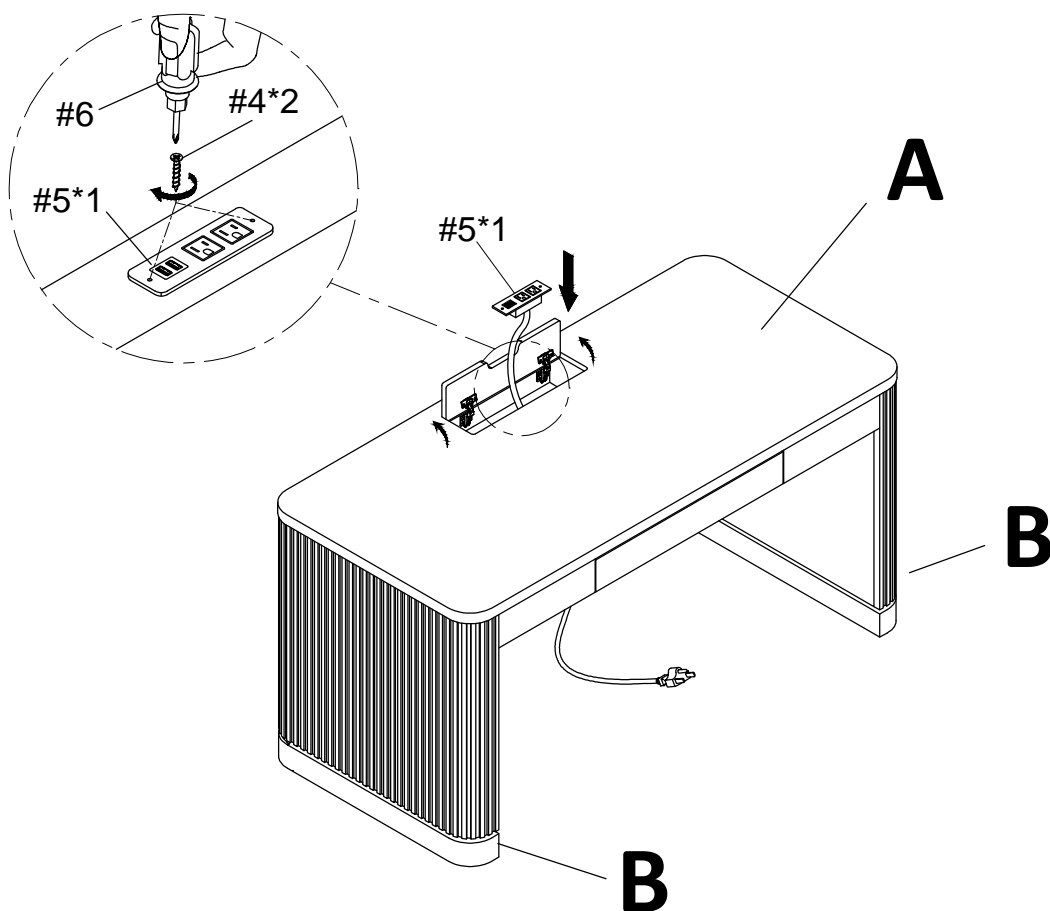




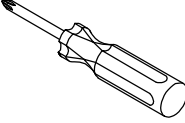
#1	x12	#2	x12	#3	x12	#6	x1
							
Ø1/4*38MM		Ø1/4		Ø1/4		M4	

ASSEMBLY INSTRUCTIONS

STEP-2

1. Open the faceboard cover then install part #5 into the existing hole, make sure all holes aligned and use screw #4 to attach them screwdriver #6.

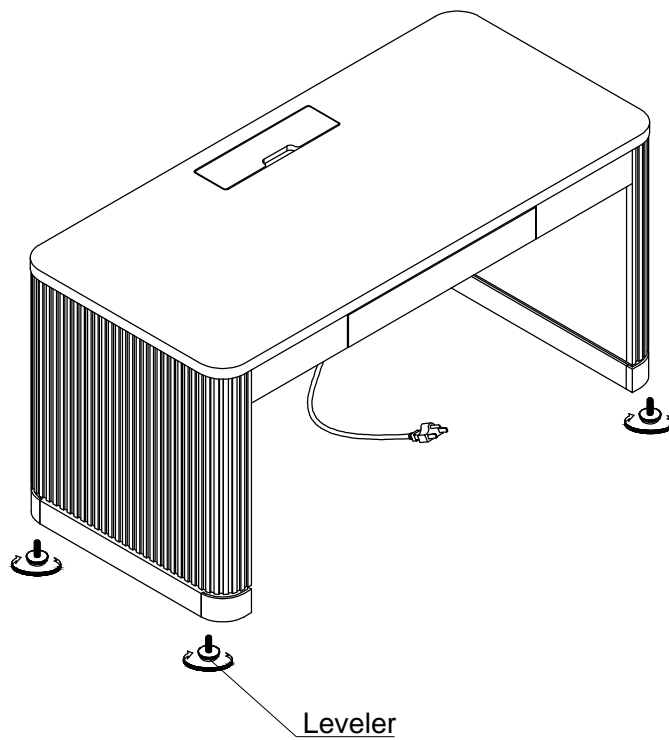


#4	x2	#5	x1	#7	x1
					
Ø6*15MM				Not including	

ASSEMBLY INSTRUCTIONS

STEP-3

1.Adjust the leg levelers as needed.



WARRANTY

1. We strive to offer high-quality products, and we also try our best to satisfy each and every customer that orders from us with product or service as needed.
2. We provide 30 days warranty starting from the time you receive the item. Each customer must provide a record of their order such as the order number, or item receipt for any items that are out of the warranty period you may also still receive.
3. Replacement parts by purchasing them with our company if they are available.

Are you having difficulty
With assembly? Missing parts?
Please send email with your order No to
customerservice@hulalahome.com
For return, please check the return policy with
the retailer or market place you bought from.

Appreciate your purchasing from us.
Pop up your life by our furniture piece!